



OXFORD CITY

SCHOOL SYSTEM SNAPSHOT: 2021 EDITION*


P.O. Box 7670 | Oxford, AL 36203 | (256) 241-3140


Superintendent

Dr. Jeff Goodwin






Board Members

Cristy C. Humphries, Pat Wayne Shaddix, Marvin Jones, Karen Phillips, Alex Davenport, Dr. Tony Bolton

 **\$3,426,088**
Cost of One Month's
Operation/General Fund

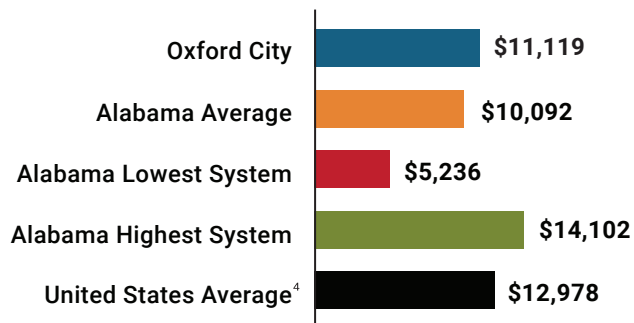
 **2.89**
Number of Months
Reserve Balance

By the Numbers

	Schools¹	7
	Students/ADM²	3,967
	Free & Reduced Lunch	55%
	Community Eligibility Program	36%
	Number of Route Buses³	49
	Buses 10 yrs. old or less.....	100%
	Students Bused.....	2,655
	Full-Time Employees	533
	Teachers.....	296
	Principals/ Assistant Principals.....	18
	Counselors.....	9
	Librarians.....	7
	Other Certified Employees.....	12
	Support Personnel.....	191

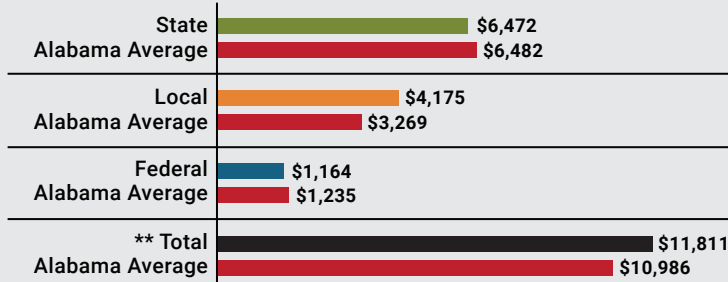
¹ Schools with enrollment, including Alternative and Career Technical Education
² Average Daily Membership
³ Data collected in FY19 and used for FY21 funding
⁴ 2019-2020 NEA Rankings of the States

Total Per-Pupil Expenditures (PPE)



Per-Pupil Revenue Sources

Oxford City Revenue Sources



97
STATE
RANK

22
LOCAL
RANK

86
FEDERAL
RANK

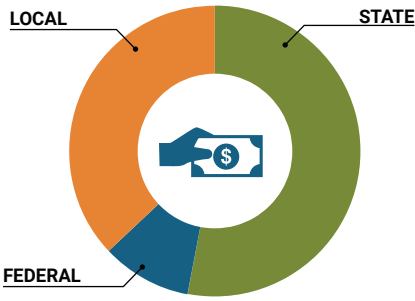
OVERALL SYSTEM RANK 36

** Total Revenue Among 137 School Systems

* THIS REPORT INCLUDES FISCAL YEAR 2019 DATA

School System Revenue

How was your school system funded?¹



\$25,672,399	STATE	53%
\$4,616,648	FEDERAL	10%
\$17,993,555	LOCAL	37%
— \$2,641,280	Local 10-Mill Match	
\$15,352,275	AVAILABLE LOCAL REVENUE	

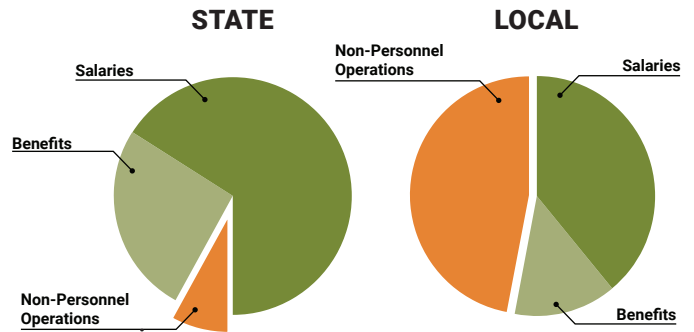
VALUE OF 1-MILL For Your School System

\$264,128

School System Spending

How did your school system spend state & local dollars?¹

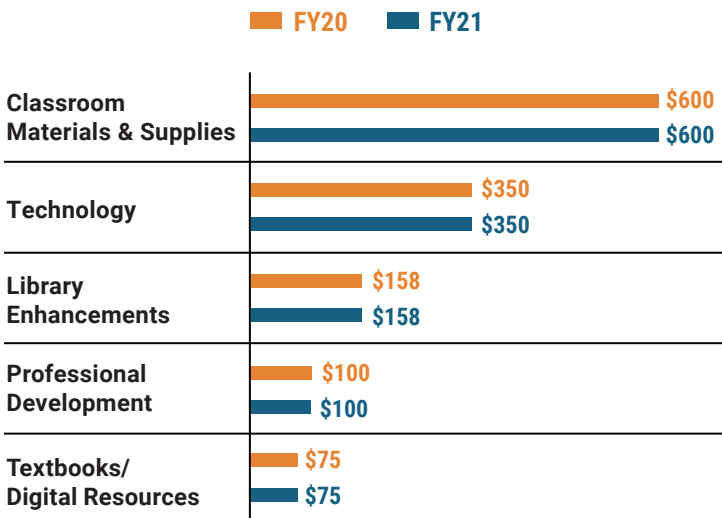
	STATE SPENDING ^{2,3}	LOCAL SPENDING ²
Salaries	\$17,517,185	\$4,903,027
Benefits	\$6,884,845	\$1,770,558
Non-Personnel Operations	\$2,237,831	\$5,930,702
TOTAL	\$26,639,861	\$12,604,287



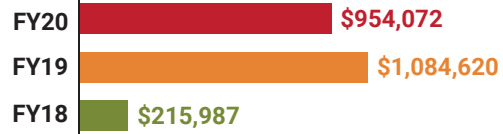
Only 8% of state funding is available for non-personnel expenditures⁴

¹ Revenues and expenditures may contain nominal variances
² Does not include debt service or capital outlay
³ Includes 10-mill match
⁴ Such as utilities, operations & maintenance, etc.

Instructional Support



Educational Advancement & Technology Fund⁵



⁵ These one-time supplemental funds may be used for repairs and deferred maintenance, classroom instructional supplies, insurance for facilities, transportation, technology and school safety measures.

System Debt

TOTAL DEBT⁶	DEBT PER STUDENT
\$39,429,224	\$9,940

⁶ The debt totals in system audit reports may differ due to audit adjustments.



ALABAMA ASSOCIATION OF SCHOOL BOARDS

Sally Smith, J.D.
Executive Director

Lissa Tucker, J.D.
Director of Government Relations

43 South Jackson Street
Montgomery, Alabama 36104

1-800-562-0601 | AlabamaSchoolBoards.org

@AlaSchoolBoards Facebook.com/AlabamaSchoolBoards